

UKRAINE COVID-19 DAILY SITUATION REPORT

March 4, 2021; 09:00



МІНІСТЕРСТВО
ОХОРОНИ
ЗДОРОВ'Я
УКРАЇНИ



ЦЕНТР
ГРОМАДСЬКОГО
ЗДОРОВ'Я


Dr. Jarno Habicht
WHO Representative
Kyiv, 04071, Ukraine
+38 044 428 55 55
<http://www.euro.who.int/en/countries/ukraine>

Dr. Victor Liashko
Deputy Minister of Health
Kyiv 01601, Ukraine
Tel.: +380 44 200 0790
<http://www.moz.gov.ua>

Public Health Center of the
Ministry of Health of Ukraine
Kyiv, 04071, Ukraine
Yaroslavskaya st., 41
Tel.: +380 44 425 43 54
phc.org.ua
covid2019@phc.org.ua



CONFIRMED
1 374 762 (+10 057)



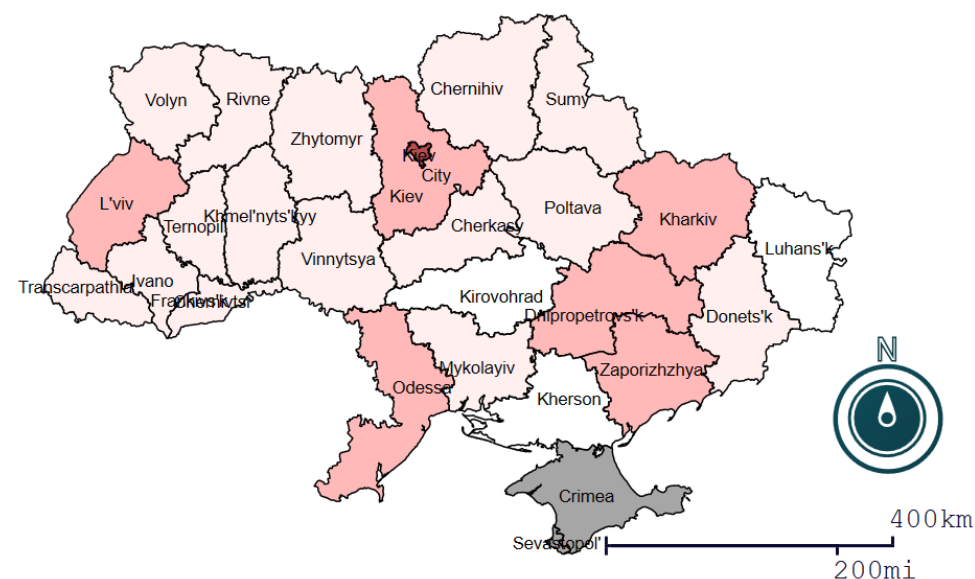
DEATHS
26 591 (+194)



RECOVERED
1 186 873 (+4 837)

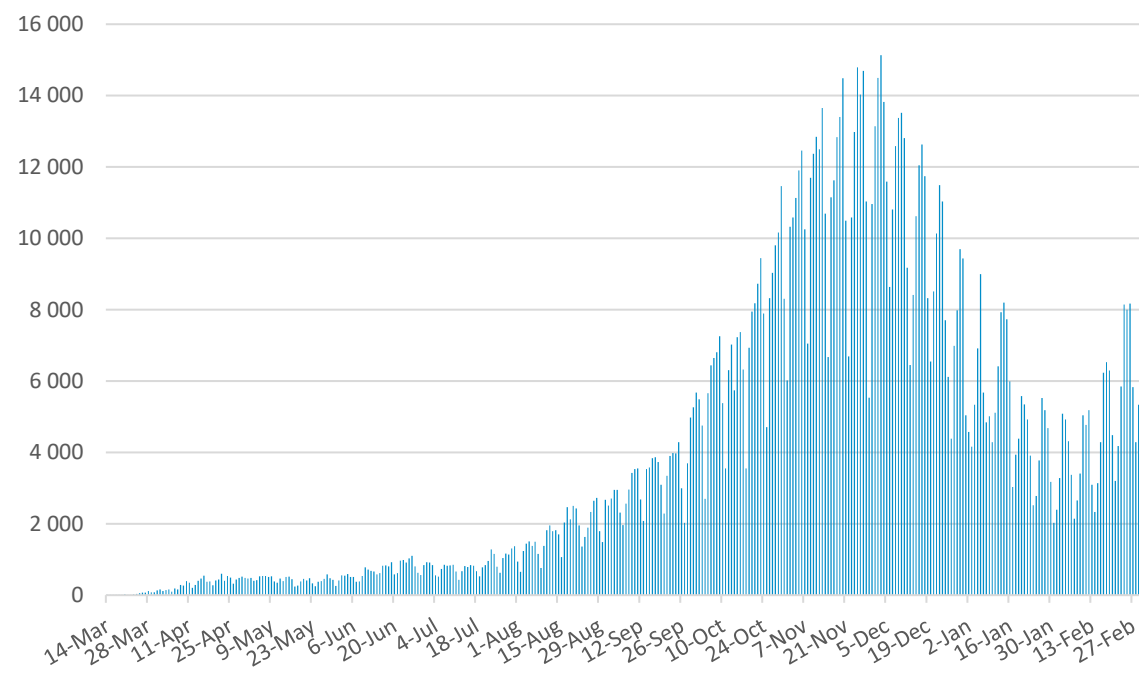
Number of confirmed cases in regions

Map Legend

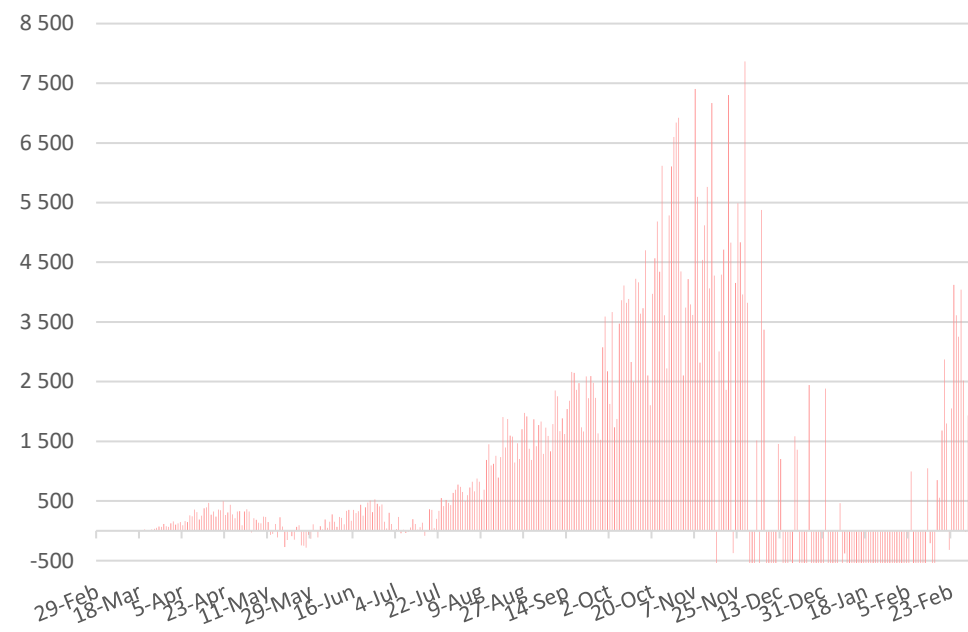


Region	Cases	%	Information on hospitals
Kyiv city	140 006	10,2%	Detailed information on hospital needs, bed occupancy, access to oxygen and other related issues you can find on the dashboard via this link . Information for the dashboard is provided by the Ministry of Health of Ukraine.
Odessa	87 210	6,3%	
Kharkiv	85 039	6,2%	
Lviv	80 575	5,9%	
Kyivska oblast	76 978	5,6%	
Others	904 954	65,8%	

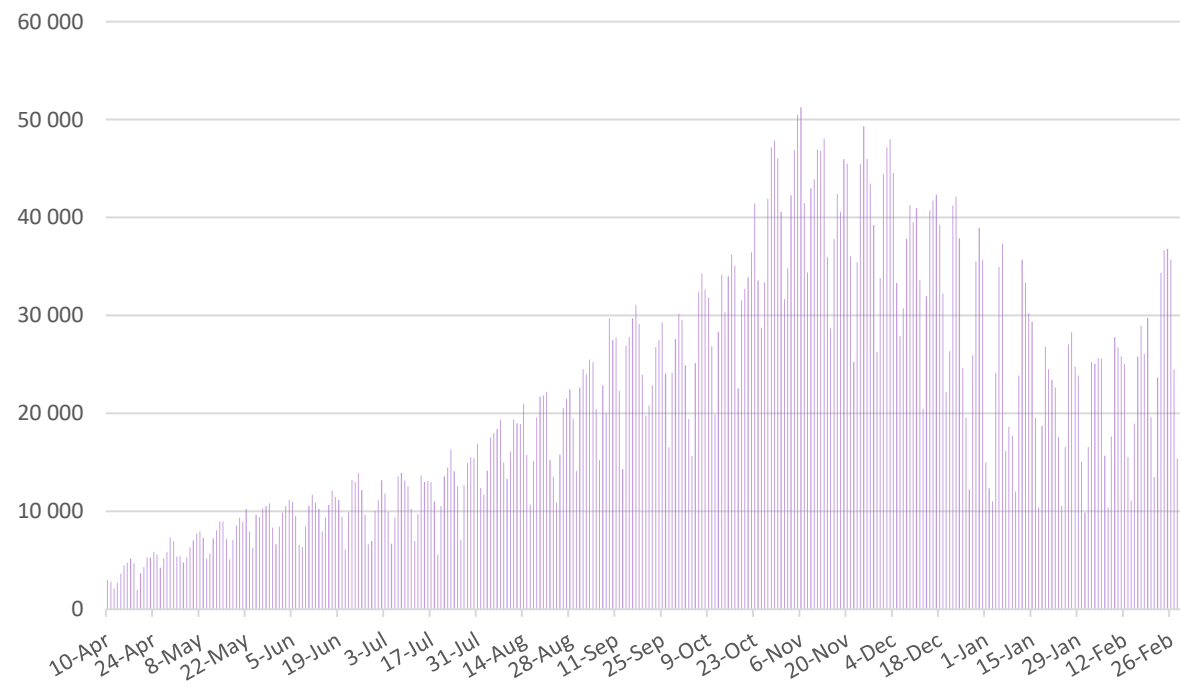
Confirmed cases by date of reporting



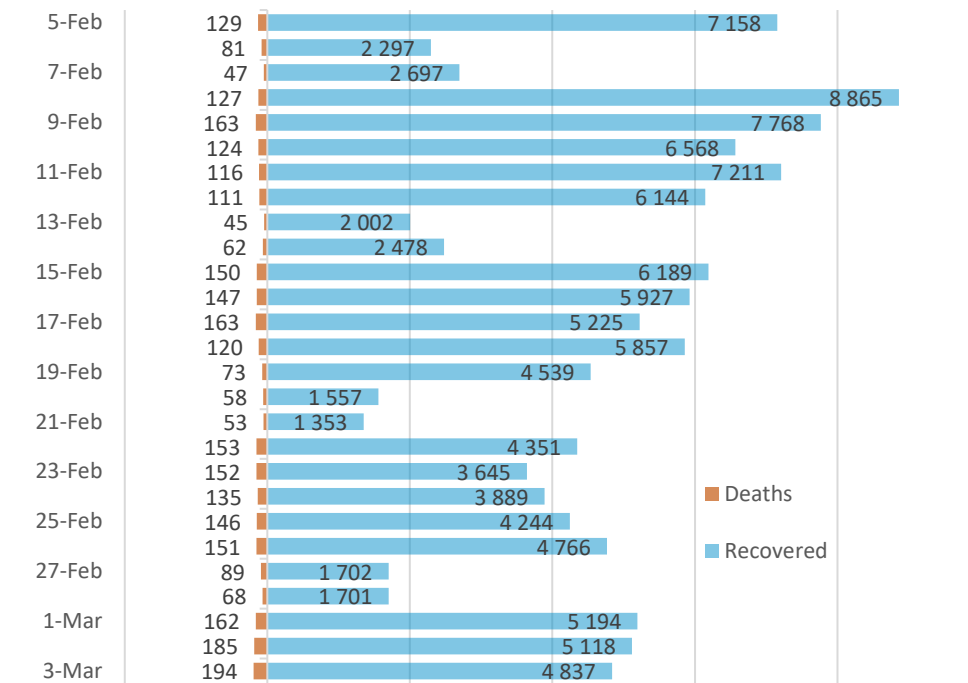
Active cases per day



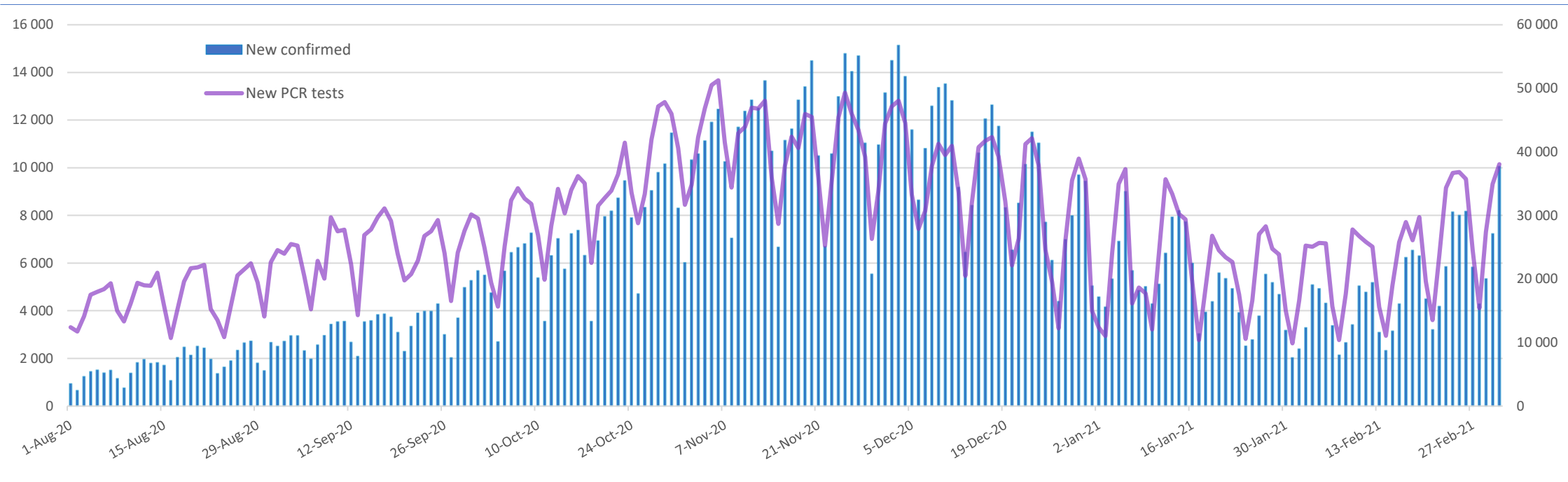
Conducted PCR tests



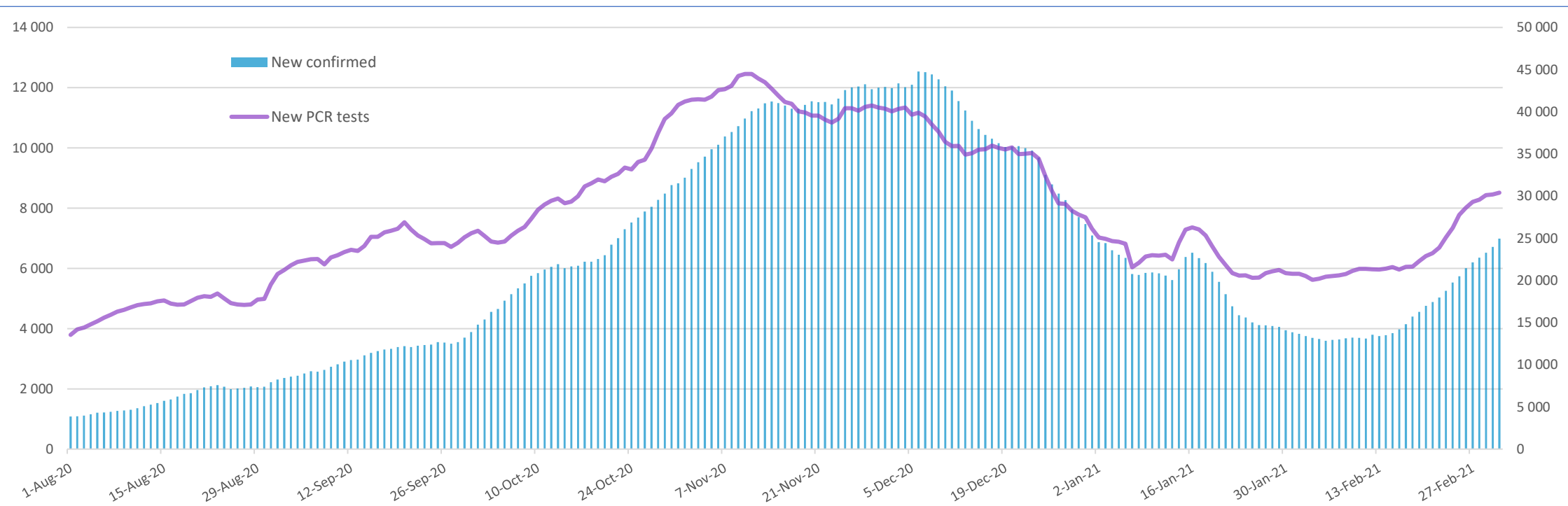
Lethal and recovered cases



Comparison of number of daily confirmed cases and daily PCR tests



Comparison of number of daily confirmed cases and daily PCR tests (normalized for 7 days)



Indicators for COVID-19 epidemic process in Ukraine

Region	Past 7-day cumulative cases	Past 7-day incidence	% change of 7-day cumulative incidence*	Past 14-days cumulative cases	Past 14-day incidence	% change of 14-day cumulative incidence*	Mortality per 100 000 population	Active cases	Active cases per 100 000 population
Kyiv city	3 678	124,0	23,4%	6 659	224,6	29,8%	91,7	41 593	1402,8
Vinnysya	4 445	288,8	29,7%	7 873	511,5	44,7%	44,7	10 094	655,7
Volyn	1 159	112,5	18,5%	2 137	207,4	25,3%	63,3	2 661	258,3
Dnipropetrovsk	2 077	65,6	21,8%	3 782	119,5	29,5%	63,7	3 836	121,2
Donetsk	1 121	59,7	39,1%	1 927	102,6	22,3%	57,3	2 285	121,7
Zhytomyr	3 233	268,6	45,6%	5 454	453,1	52,2%	71,5	7 053	586,0
Zakarpattia	3 397	271,2	31,1%	5 989	478,1	27,7%	76,3	9 588	765,4
Zaporizhia	1 029	61,3	21,8%	1 874	111,6	21,2%	70,5	3 379	201,1
Ivano-Frankivsk	5 074	371,6	9,1%	9 725	712,3	9,1%	88,8	15 543	1138,4
Kyiv oblast	2 635	147,9	39,6%	4 523	253,8	36,8%	71,6	5 833	327,3
Kirovograd	343	37,0	29,4%	608	65,5	42,1%	40,8	2 357	253,9
Luhansk	223	33,2	-15,8%	488	72,6	-5,1%	69,9	654	97,3
Lviv	3 226	128,7	41,5%	5 506	219,6	42,4%	92,1	8 210	327,5
Mykolaiv	1 255	112,5	13,6%	2 360	211,5	34,6%	71,9	5 227	468,5
Odesa	2 044	86,1	59,6%	3 325	140,1	46,7%	61,5	6 183	260,5
Poltava	949	68,7	17,2%	1 759	127,3	19,3%	71,7	3 055	221,2
Rivne	980	85,1	16,4%	1 822	158,3	19,2%	54,8	1 802	156,5
Sumy	991	93,2	18,3%	1 829	172,1	24,2%	64,0	2 084	196,0
Ternopil	1 894	182,8	43,1%	3 218	310,7	43,9%	59,1	3 536	341,4
Kharkiv	2 233	84,3	32,1%	3 923	148,1	31,5%	61,1	5 934	224,0
Kherson	225	22,0	0,9%	448	43,8	4,9%	63,4	813	79,4
Khmelnysky	1 560	124,7	27,7%	2 782	222,4	34,1%	72,1	2 934	234,6
Cherkasy	825	69,5	10,3%	1 573	132,5	7,5%	54,1	2 474	208,5
Chernivtsi	3 679	408,9	18,2%	6 791	754,8	25,7%	116,3	10 123	1125,1
Chernihiv	646	65,5	7,7%	1 246	126,3	19,6%	77,3	4 047	410,4
Ukraine	48 921	128,5	21,8%	87 621	230,1	23,4%	69,8	161 298	423,5

**(Current 14/7-day cumulative incidence – 14/7-day cumulative incidence one week ago) / 14/7-day incidence one week ago.*

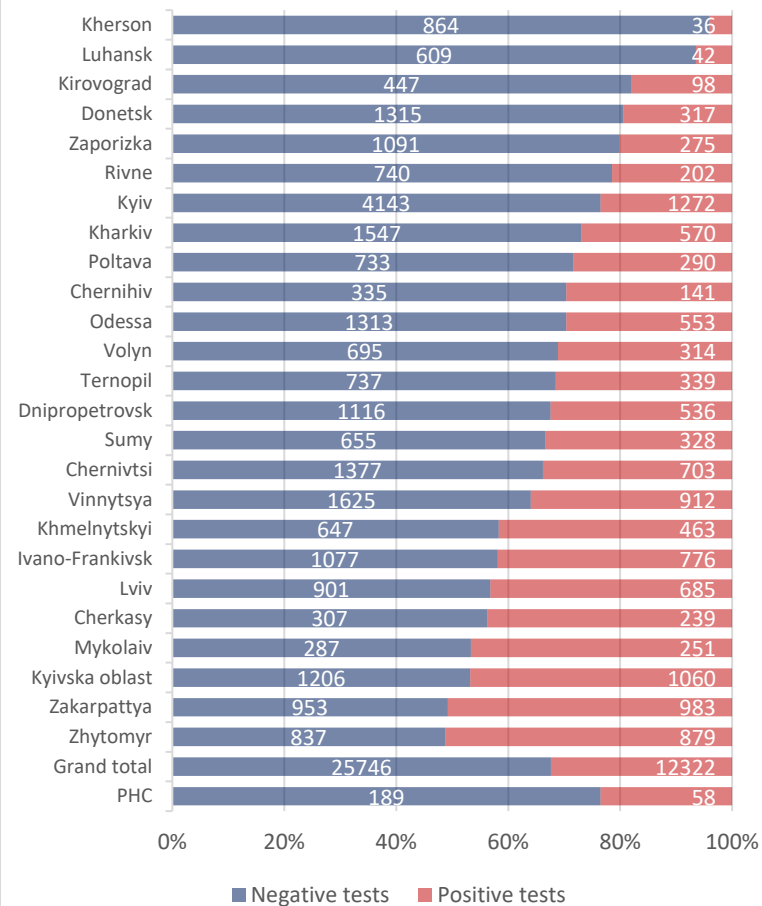
Green – decline in % change.

Yellow – slight increase (from 0% to 20%).

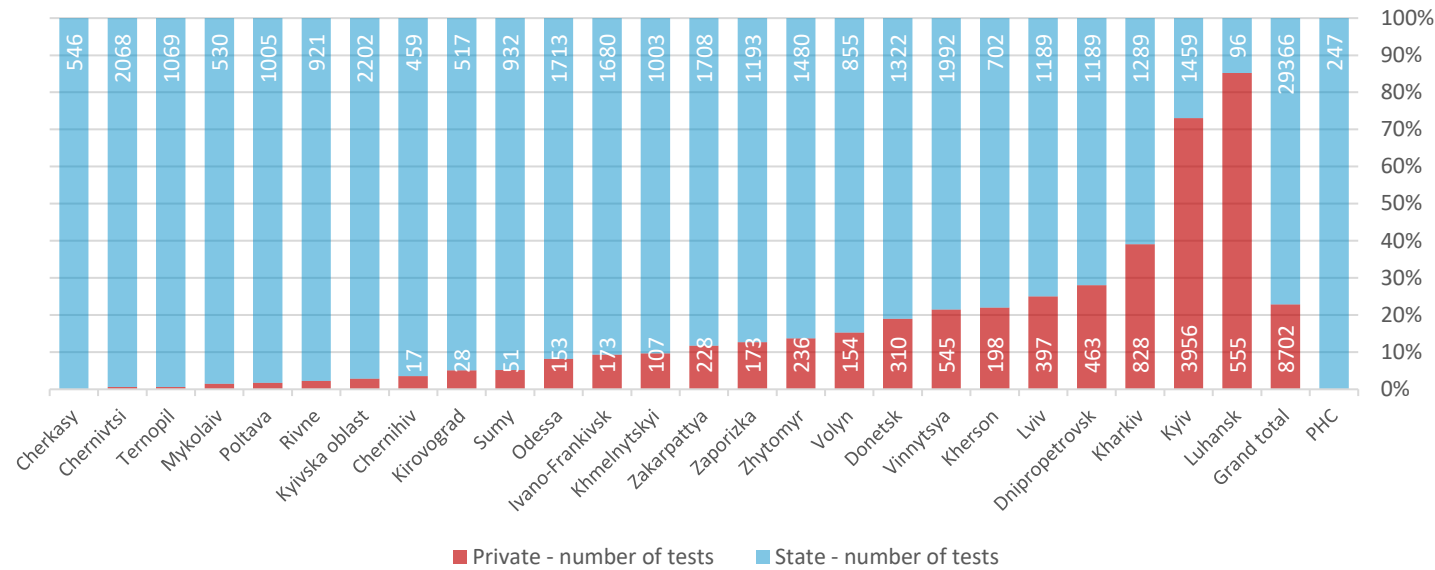
Red – significant increase (higher than 20%).

Daily information about laboratories and PCR testing in regions (as of March 4; 09:00)

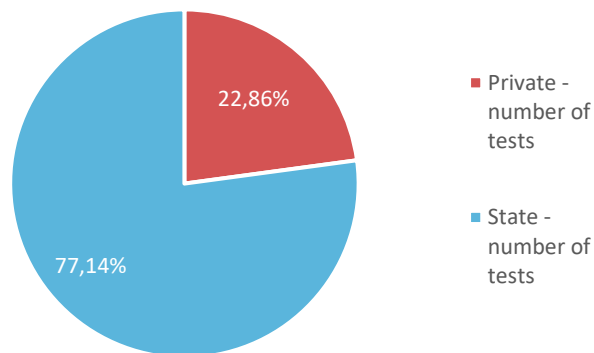
Number of positive* and negative results



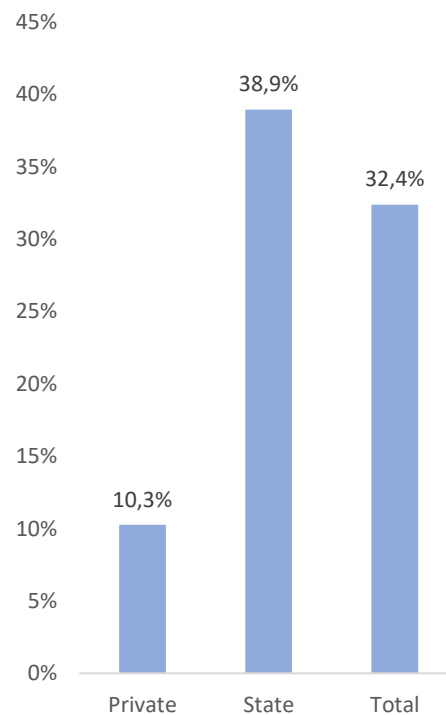
Share of tests done in private and state labs



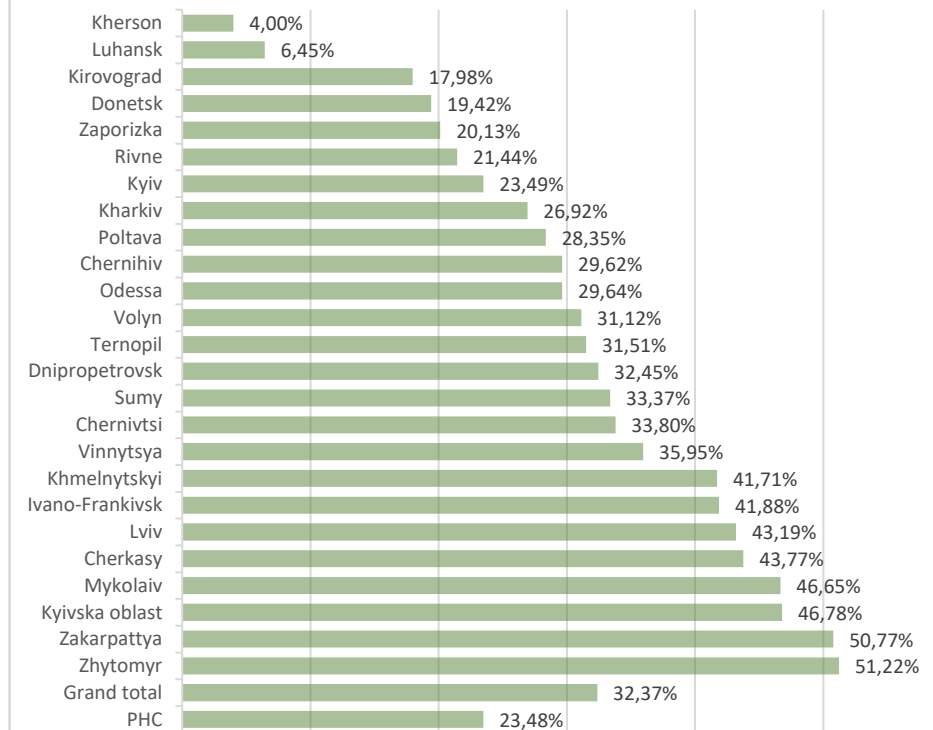
Tests done in private and state labs



Positivity rate in private and state labs

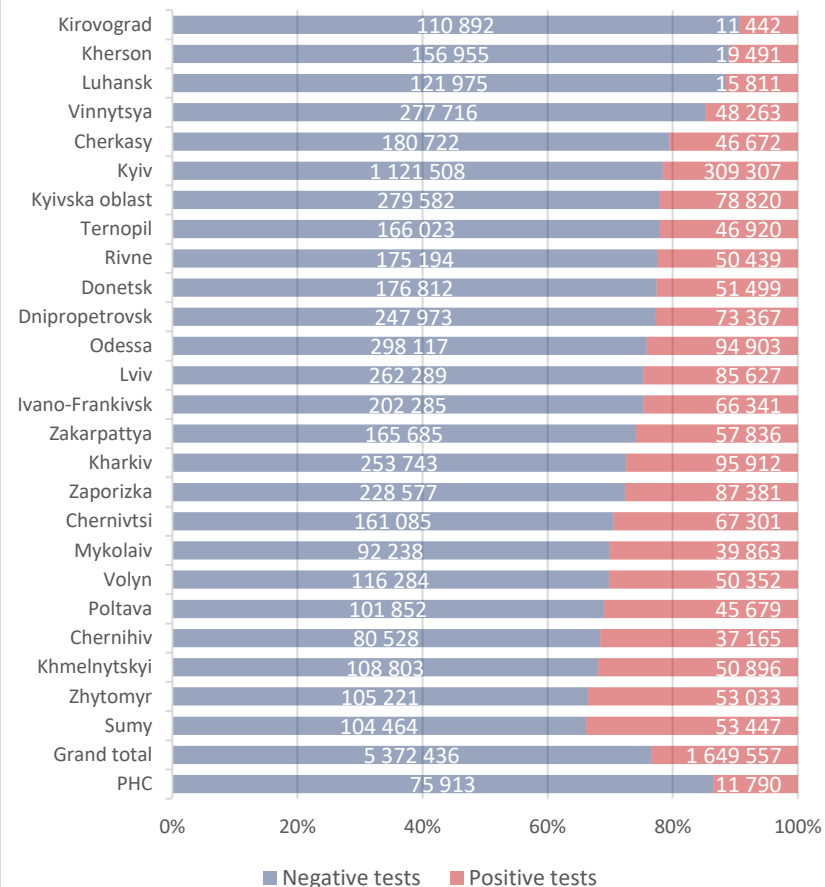


Percent of positive result

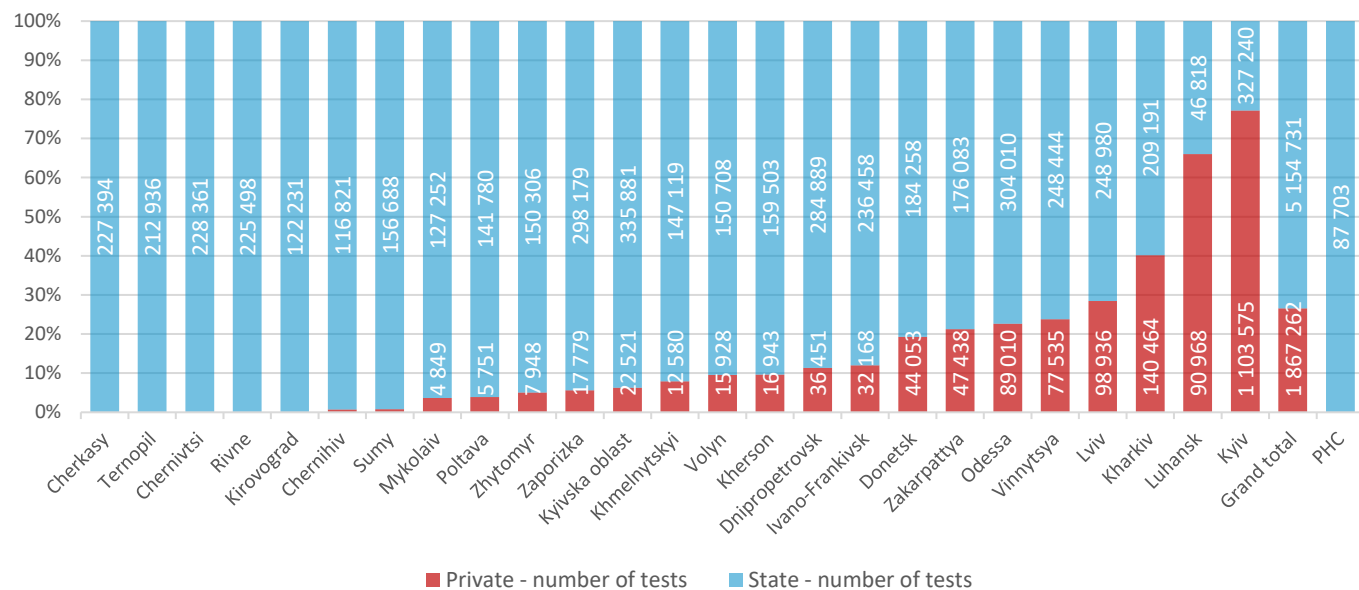


Cumulative information about laboratories and PCR testing in regions (as of March 4; 09:00)

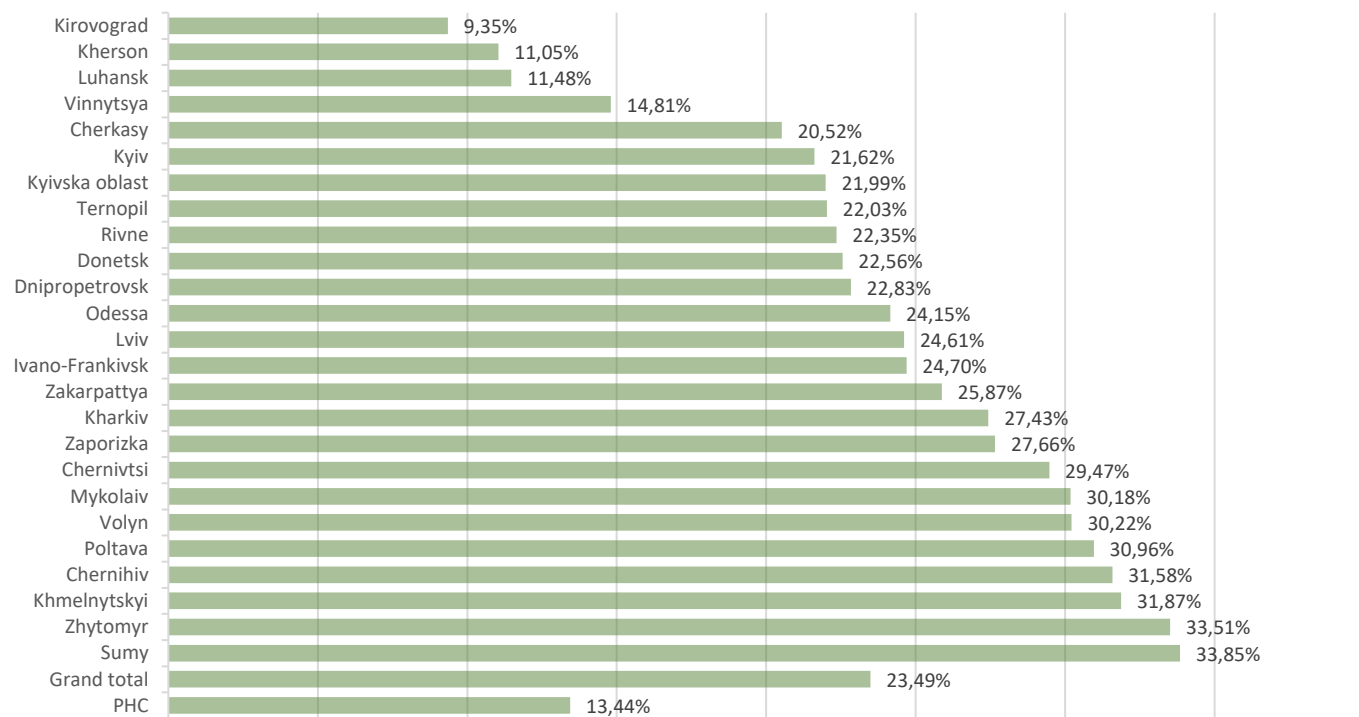
Number of positive* and negative results



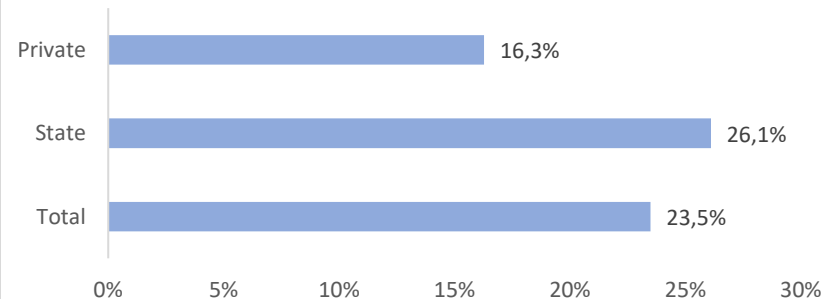
Share of tests done in private and state labs



Percent of positive result

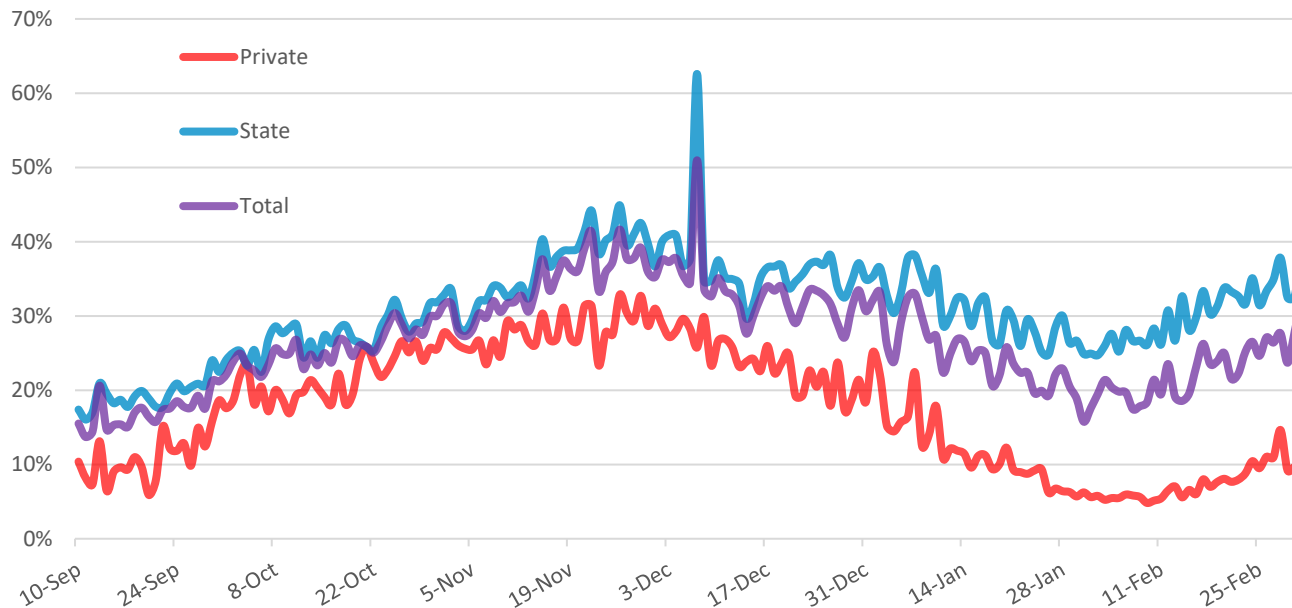


Positivity rate in private and state labs



*Positive results also include positive re-tests.

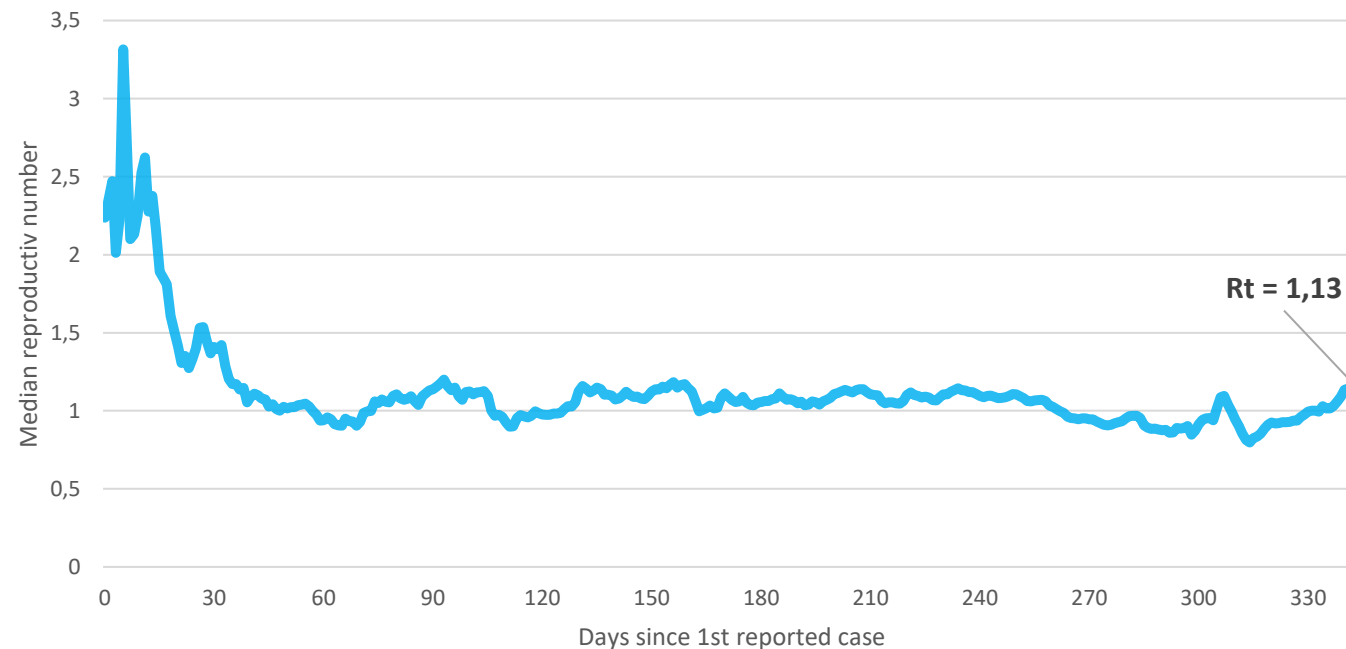
Changes in trend of test positivity



Latest measures of the government

- [Vaccination against COVID-19 began in Ukraine on February 24.](#)
As of today, Ukraine expects the following deliveries of vaccines:
 - Pfizer - more than 100 thousand doses.
 - Sinovac - about 2 million doses.
 - AstraZeneca (CoviShield) - almost 4 million doses.
 - NovaVax - 15 million doses with a delivery date approximately in July this year.
- [A mobile hospital of the State Emergency Service has been set up in Ivano-Frankivsk region](#) to provide medical care to patients with COVID-19.
- [Employers have identified potential initiatives that will be a best help overcome the negative effects of COVID-19.](#)
- [NHSU has published an announcement of contracts for a vaccination package](#) against COVID-19.

Estimated median reproduction number based on date of reporting (7 day moving average)



Relevant links

- [WHO Euro Regional interactive dashboard](#) (English)
- [WHO Euro Regional interactive dashboard](#) (Russian)
- [Daily situation report](#)
- [Updated WHO advice for international travel](#)
- [WHO global interactive dashboard](#)
- [Public Health Center of the MoH](#)
- [Coronavirus in Ukraine](#)